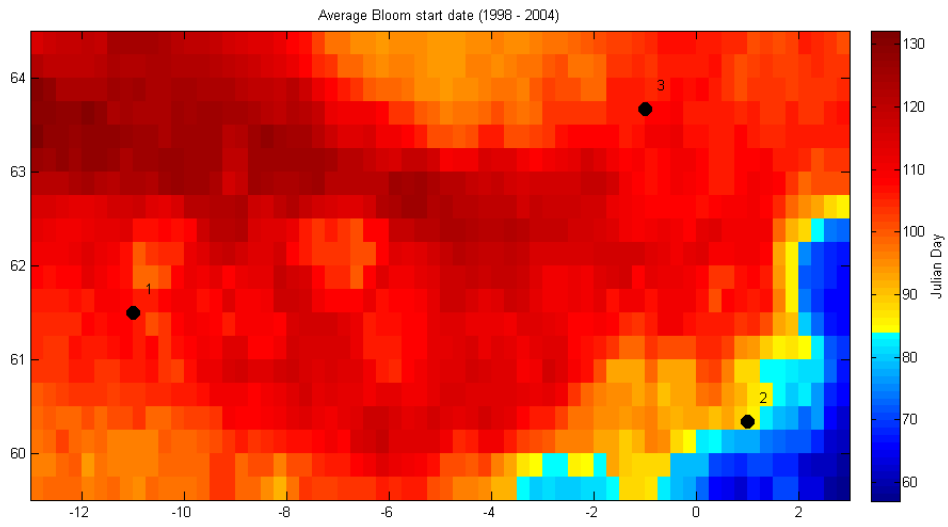
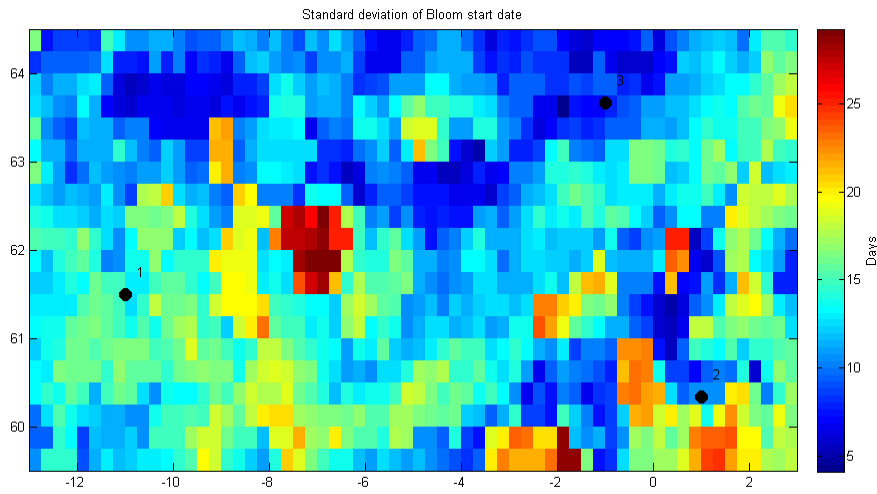


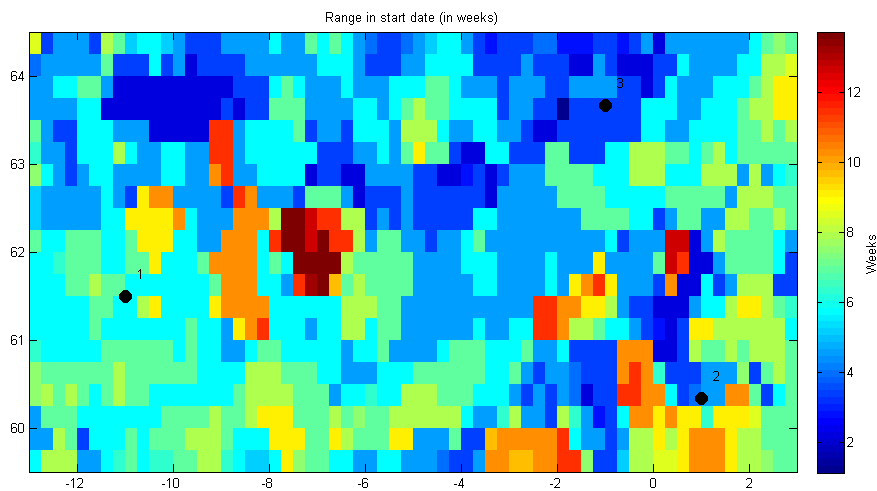
average bloom start date (1998-2004)



average bloom start date (1998-2004) with colour bar threshold on 24th Mar. (the first day in the research area)



standard deviation of start date



range of start date (in weeks)

Black dots are the planned station for the deep convection cruise (18/03-02/05/2012). Numbers indicate order of stations as presented at the cruise meeting in London.

Data taken from S.A. Henson, J.P. Dunne, and J.L. Sarmiento (2009), Decadal variability in North Atlantic phytoplankton blooms *J. Geophys. Res.* Vol. 114, C04013.

Graphs made by Chris Daniels (C.Daniels@noc.soton.ac.uk)